

CHRISTINE HAYNES

Coaching Teachers as Lead Learners

WHAT IS AN ICT COACH?

- An ICT coach enables others to innovate and transform teaching and learning with and through technology.

“Drafting works
because, right in
front of you is proof
that you can go
faster.”

-Seth Godin

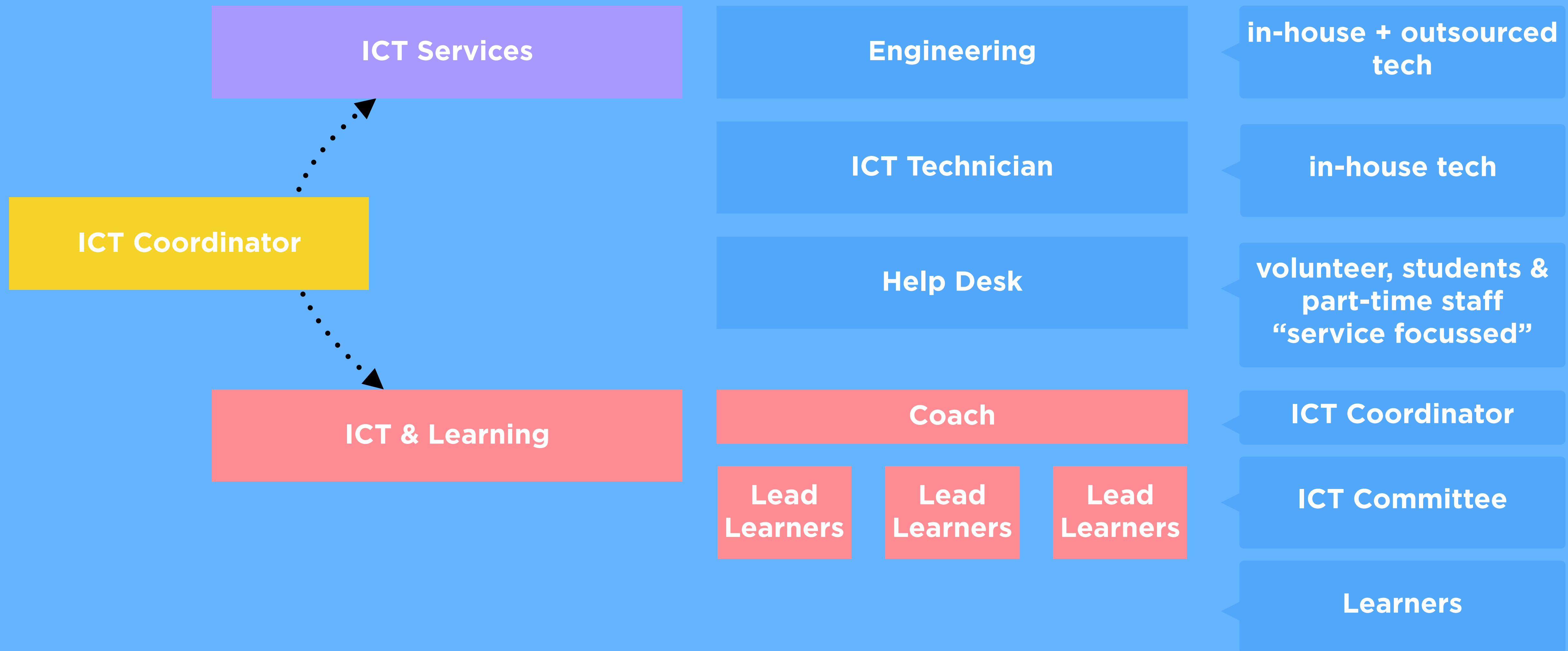


Velodrome bicycle racing team. Photo. Encyclopædia Britannica ImageQuest. Web. 16 Sep 2014.
http://quest.eb.com/#/search/167_4042070/1/167_4042070/cite



Distinguished
Educator

Coaches, like teachers, are people
builders.



*How well are you coaching teachers
now?*

1 2 3 4 5 6 7 8 9 10

*In what ways do you hope to increase
teacher capacity?*

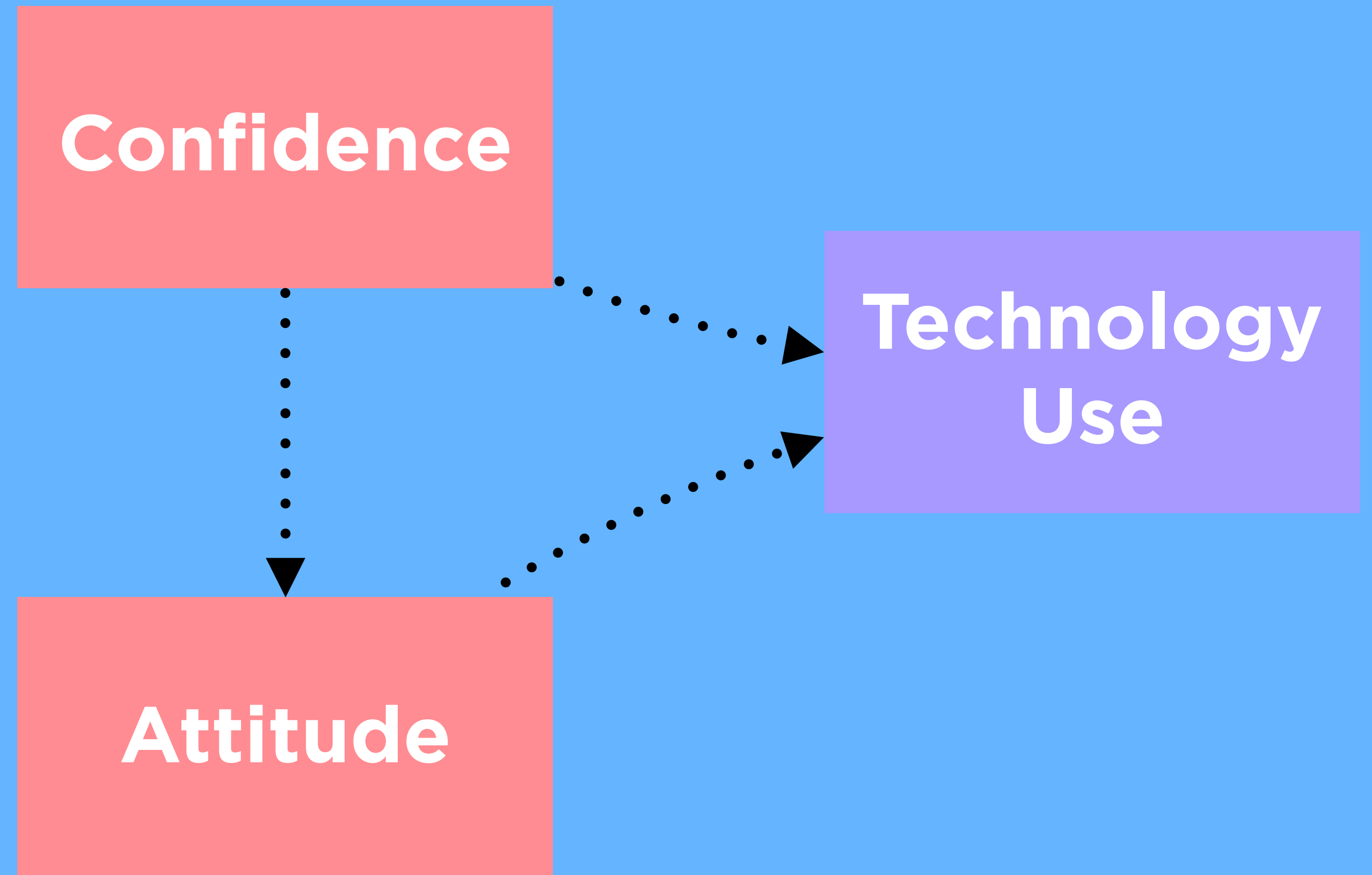
- 1. EQUIP**
- 2. AIM**
- 3. ACTIVATE**
- 4. EXTEND**

1. EQUIP

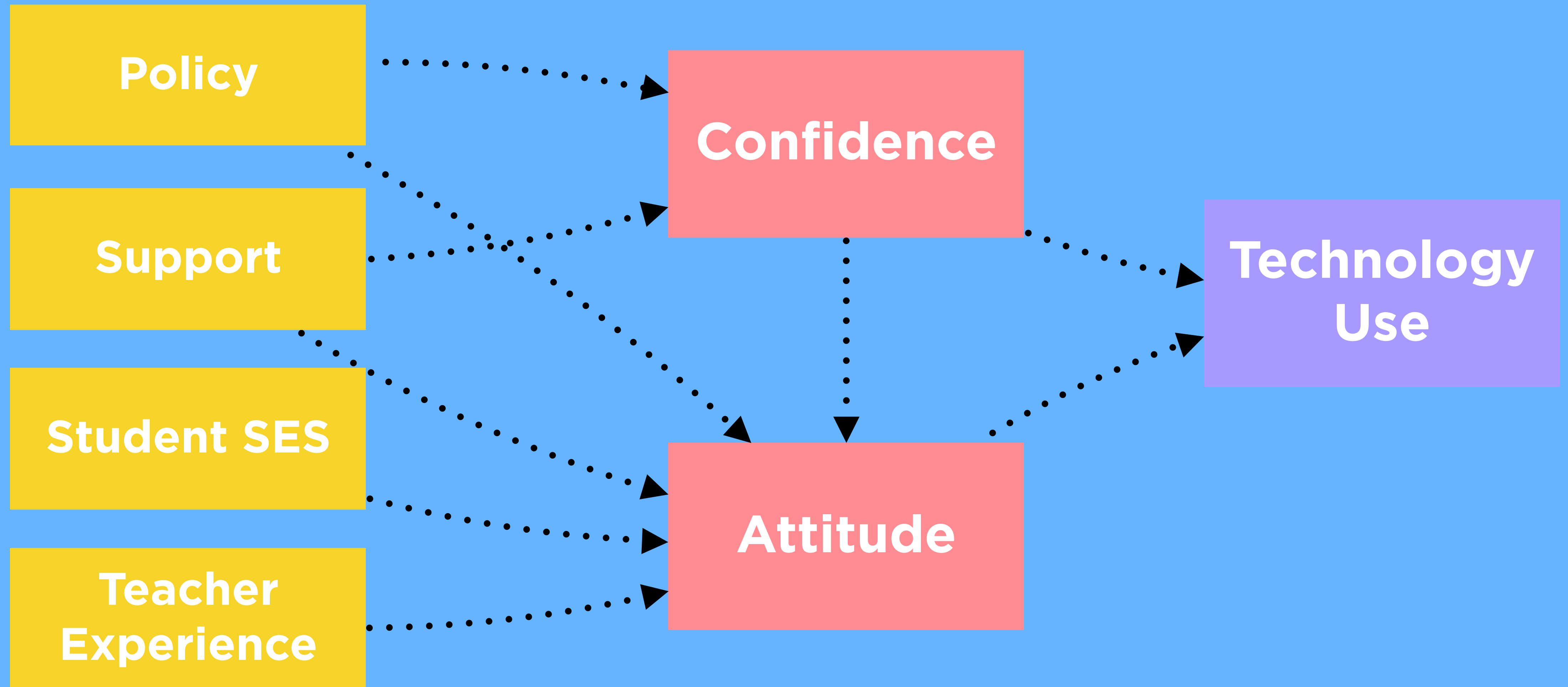
1. EQUIP

- Equip teams: Pedagogy, policy and technology
- Define enabling support structures
- Illustrate possibilities and demonstrate key functionality

EQUIP FOR SUCCESS



EQUIP FOR SUCCESS



POLICY

- Responsible Use
- Essential Agreements
- Loan Agreements
- Privacy Policy
- Student Accounts

POLICY

- Responsible Use
- Essential Agreements
- Loan Agreements
- Privacy Policy
- Student Accounts

Can

Put away in classroom during playtimes

Store in Home/Bag School Bag before/after school

Use Internet with supervision **AND** permission

Use for homework at After School Care

Carry to specialists as asked

Carry with two hands (two thumbs up)

Use in the Library during lessons **WITH** permission

Year 6's can use during wet weather breaks (at teacher discretion)

Can't

Use at recess or lunch outside

Use before or after school

Play Home Apps at School

Play games or go on websites at After School Care

Set down outside

Carry other things with your laptop like food

Use in the library at other times (recess, lunch, before or after school)

Use during wet weather breaks generally



SUPPORT

- Help!
- Planning
- Set-up
- In Class
- Student Accounts

What strategies do you employ to equip your teachers with tech?”

1. EQUIP

- Define enabling structures
- Select Tools - consolidate approaches
- Prepare the technologies
- Curate resources
- Expand vision: Demonstrate Possibilities
- Craft new policies

2. AIM

2. AIM

- Identify Growth Points and strategies
- Set learning intentions and desired outcomes
- Discover and Trial

GROWTH POINTS

1. **FACILITATE** and **INSPIRE** Student Learning and Creativity
2. **DESIGN** and **DEVELOP** Digital Age Learning Experiences and Assessments
3. **MODEL** Digital Age Work and Learning
4. **PROMOTE** and **MODEL** Digital Citizenship and Responsibility
5. **ENGAGE** in Professional Growth and Leadership



GROWTH POINTS

1. **LEADING** change and innovation in teaching and learning 2.6, 6.4
2. **DIFFERENTIATING** learning and teaching through ICT 1.5, 2.6
3. **MENTORING** and supporting colleagues 3.4, 6.3
4. **BUILDING** learning communities at school and at home 3.7, 7.3
5. **DEVELOPING** digital citizenship 4.5, 2.6
6. **ENGAGING** with broader professional networks 6.3



EXAMPLE

2.6 Information and Communication Technology (ICT)	Implement teaching strategies for using ICT to expand curriculum learning opportunities for students.	Use effective teaching strategies to integrate ICT into learning and teaching programs to make selected content relevant and meaningful.	Model high-level teaching knowledge and skills and work with colleagues to use current ICT to improve their teaching practice and make content relevant and meaningful.	Lead and support colleagues within the school to select and use ICT with effective teaching strategies to expand learning opportunities and content knowledge for all students.
---	---	--	---	---

5.2 Provide feedback to students on their learning	Demonstrate an understanding of the purpose of providing timely and appropriate feedback to students about their learning.	Provide timely, effective and appropriate feedback to students about their achievement relative to their learning goals.	Select from an effective range of strategies to provide targeted feedback based on informed and timely judgements of each student's current needs in order to progress learning.	Model exemplary practice and initiate programs to support colleagues in applying a range of timely, effective and appropriate feedback strategies.
5.3 Make consistent	Demonstrate understanding of assessment moderation	Understand and participate in assessment moderation	Organise assessment moderation activities that	Lead and evaluate moderation activities that

STRATEGIES

1. Map out specifically how ICTs will be used to enhance learning.
General Capabilities? or specific Maths? Literacy? Numeracy?
Digital Technologies outcomes
2. Jointly plan learning engagements and support for them
3. Identify professional learning needs

PROFESSIONAL LEARNING

1. Develop self-learning strategies
2. Identify collaborative teaching fit
3. Consider external opportunities

What benchmarks will you use to help teachers grow?

3. ACTIVATE

3. ACTIVATE

- Use individual and collaborative discovery to consolidate what has been learned and implement into curriculum
- Lead learners and teams working together to take action
- Coaches support lead learners just in time

4. EXTEND

4. EXTEND

- Share within and beyond school community
- Reflect and incorporate new learning for future practice

STRATEGIES

- Release to support other teachers
- Additional professional development
- Release to see other schools
- Release to work across year levels with ICT Coordinator on new technology implementation.
- Sharing successes in SnipITs
- Newsletter, Blog and Email articles to parents
- By nomination - needs to be a leader
- Consider overlap with Literacy and Numeracy

- 1. EQUIP**
- 2. AIM**
- 3. ACTIVATE**
- 4. EXTEND**

What tips do you have for building coaching practice?

“I have never let my schooling
interfere with my education...”

– Mark Twain

*“Coaching builds school capacity...
...by empowering teachers”*

CHRISTINE HAYNES

.me